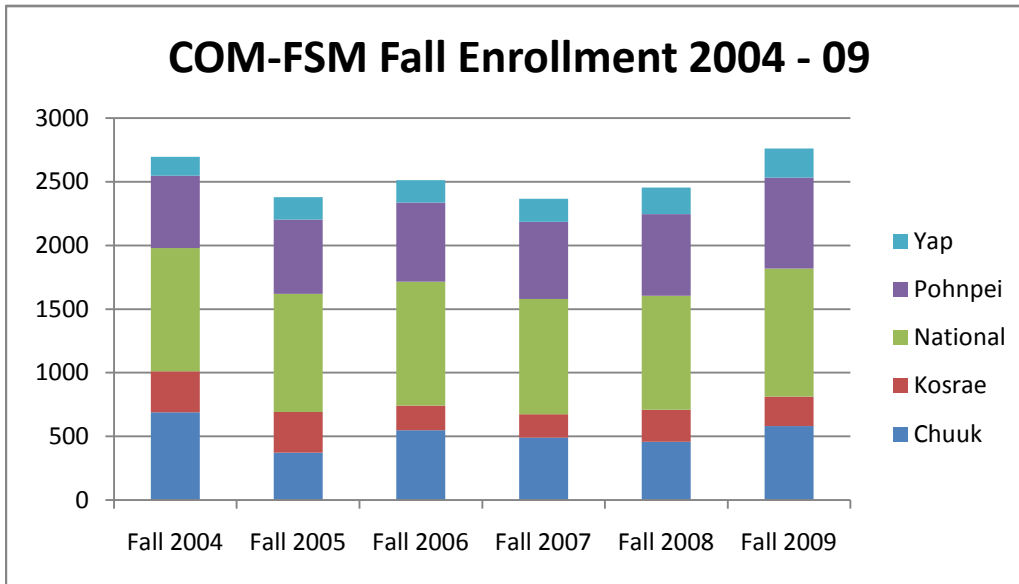


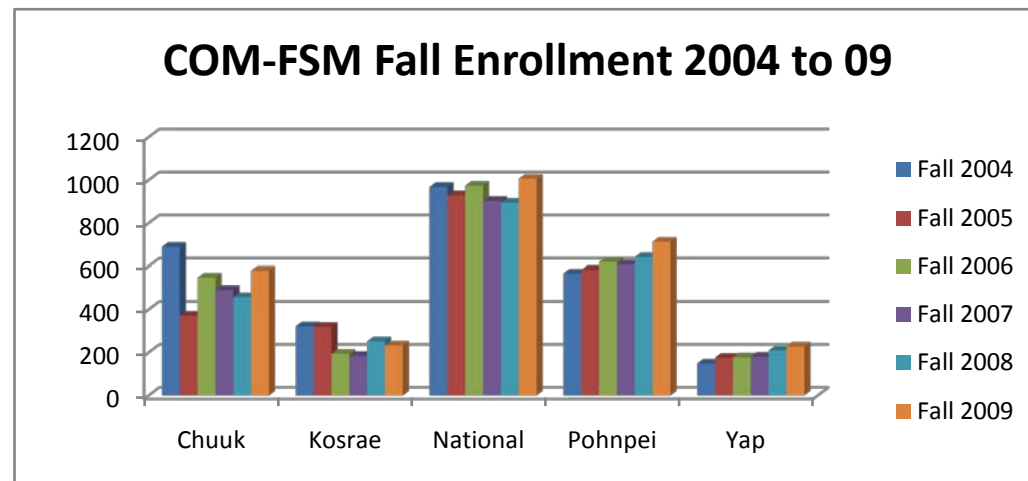
COM-FSM Fall Enrollment 2004 to 2009

term	Total	Chuuk	Kosrae	National	Pohnpei	Yap
Fall 2004	2696	690	322	968	567	149
Fall 2005	2379	371	320	929	583	176
Fall 2006	2513	548	194	974	620	177
Fall 2007	2366	491	184	903	608	180
Fall 2008	2455	457	252	895	642	209
Fall 2009	2760	580	233	1006	713	228



COM-FSM Fall Enrollment 2004 to 2009 by Campus

term	Chuuk	Kosrae	National	Pohnpei	Yap	Total
Fall 2004	690	322	968	567	149	2696
Fall 2005	371	320	929	583	176	2379
Fall 2006	548	194	974	620	177	2513
Fall 2007	491	184	903	608	180	2366
Fall 2008	457	252	895	642	209	2455
Fall 2009	580	233	1006	713	228	2760

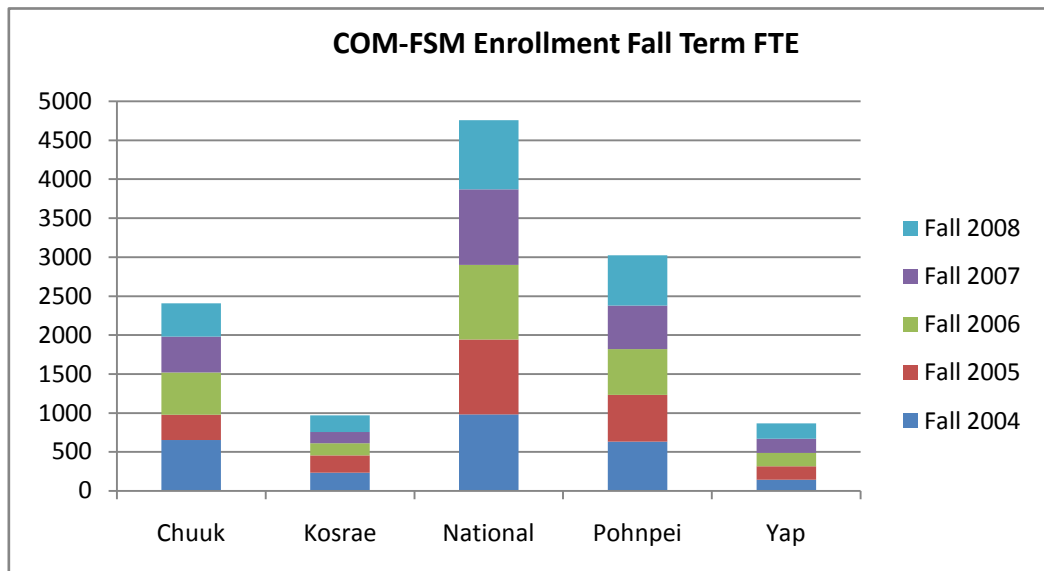
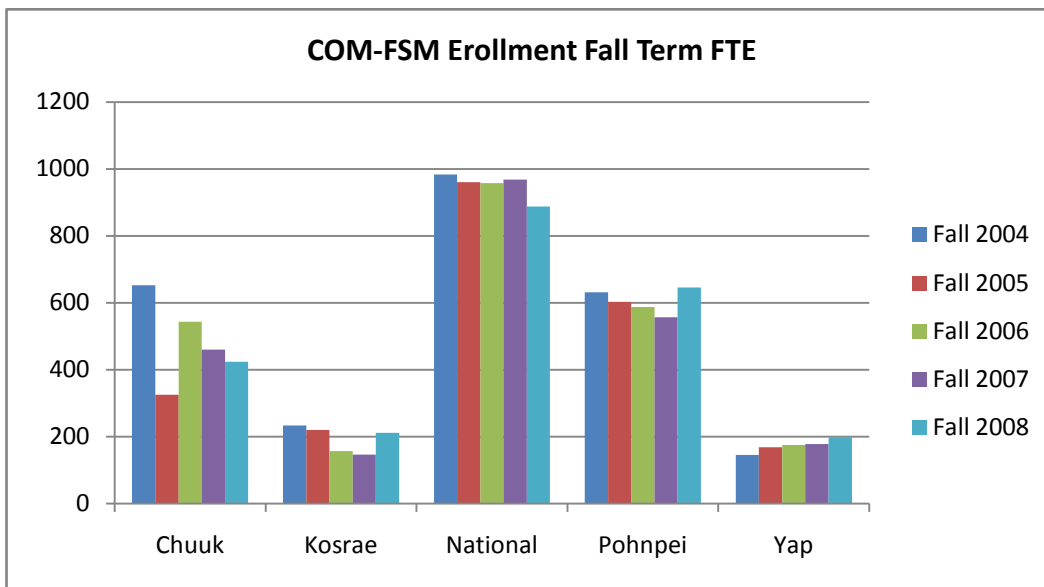


COM-FSM Total of Credits per Fall Semester

Term	Total Credits	C	K	N	P	Y
Fall 2004	31756.5	7829.5	2802.5	11803	7574.5	1747
Fall 2005	27344	3906	2645.5	11534	7232	2026.5
Fall 2006	29057	6524	1883.5	11494	7053	2102.5
Fall 2007	27719.5	5523	1757	11618	6685.5	2136
Fall 2008	28405	5085	2542	10658	7747	2373

COM-FSM Enrollment Fall Term Full Time Equivalent (FTE)

Term	Chuuk	Kosrae	National	Pohnpei	Yap	total
Fall 2004	652	234	984	631	146	2646
Fall 2005	326	220	961	603	169	2279
Fall 2006	544	157	958	588	175	2421
Fall 2007	460	146	968	557	178	2310
Fall 2008	424	212	888	646	198	2367



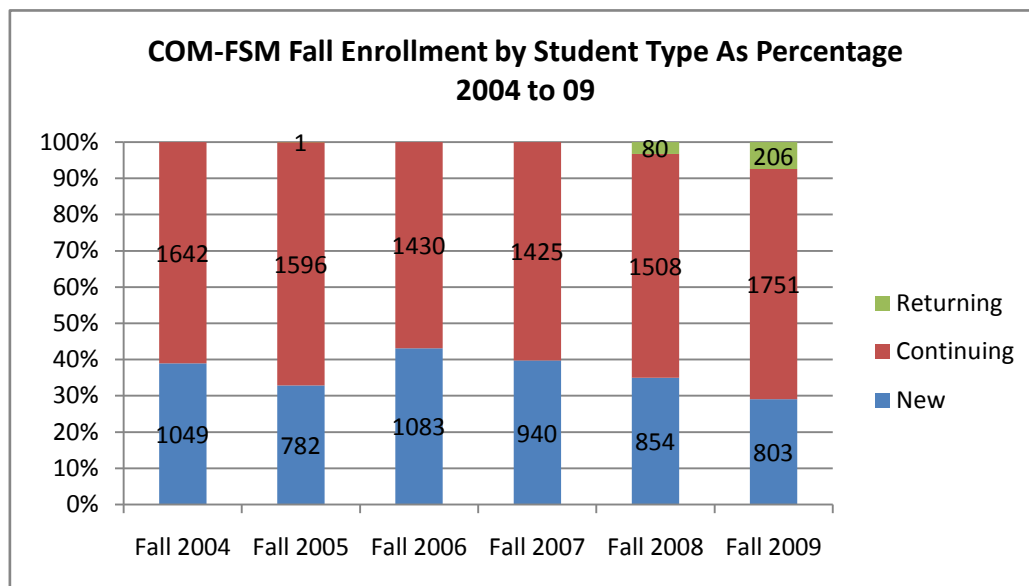
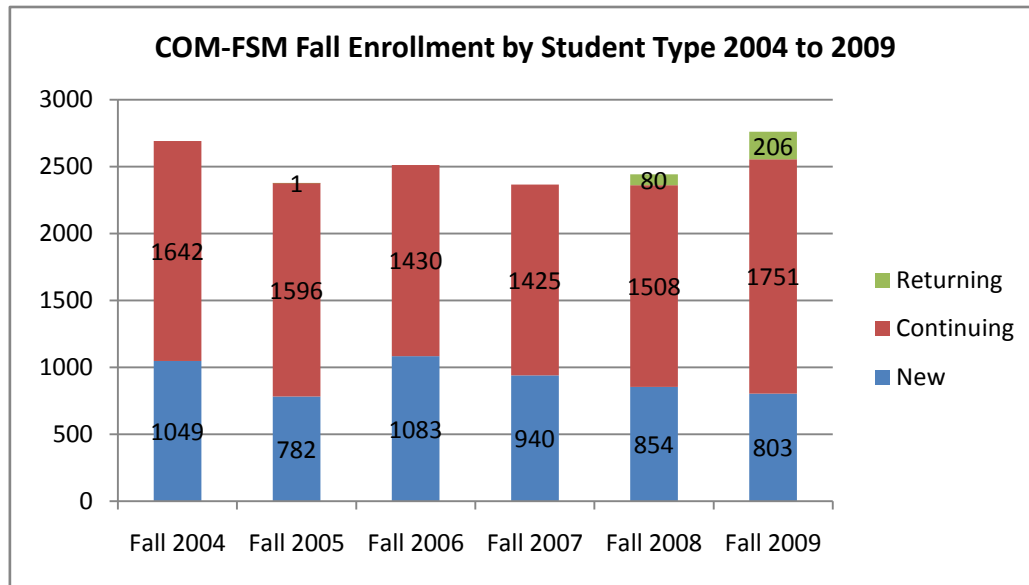
COM-FSM Enrollment by Degree Type, Major and Term Fall 2004 to Fall 2009

majorDescription	degree	Fall 2004	Fall 2005	Fall 2006	Fall 2007	Fall 2008	Fall 2009	total
Liberal Arts	AA	330	329	385	340	276	256	1916
Teacher Preparation	AA	155	173	161	130	94	122	835
Health Career Opportunities Program	AA	81	77	77	77	86	98	496
Micronesia Studies	AA	64	55	50	54	72	101	396
Liberal Arts / Media Studies	AA	12	9	9	7	7	4	48
Liberal Arts / Education	AA	3	1					4
Special Education	AA						1	1
Teacher Education - Elementary	AA					1		1
Teacher Preparation - Elementary	AA					1		1
Electronics Technology	AAS	27	51	39	22	32	30	201
Building Technology	AAS	42	35	29	18	26	24	174
Telecommunications	AAS	24	16	13	8	1		62
Telecommunication Technology	AAS	1				8	8	17
Electronic Engineering Technology	AAS				1			1
Teacher Education - Elementary	AS	295	260	173	124	258	238	1348
Computer Information Systems	AS	223	202	198	161	164	180	1128
Business Administration	AS	169	180	168	183	151	178	1029
Education	AS	168	138	146	172	1		625
Not Declared	AS	151	109	94	38			392
Marine Science	AS	38	37	40	41	50	54	260
Hospitality Management	AS	8	18	26	41	42	48	183
Agriculture	AS	27	26	18	16	3	14	104
Early Childhood Education	AS	18	14	25	15	9	5	86
Business Management	AS	17	16	16	17			66
Liberal Arts / Education	AS	40	10	9	6			65
Career Education: Motor Vehicle Mechanic	AS		4	8	9			21
Public Health	AS						9	9
Special Education	AS				2			2
Accounting	AS						1	1
Liberal Arts / Nursing	AS			1				1
Self Enrichment	AS	1						1
Small Engine, Equipment, and Outboard	AS			1				1
Elementary Education	BA				1	35	48	84
General Studies	CA	436	380	557	583	745	842	3543
Bookkeeping	CA	143	55	108	104	83	95	588
Electronic Engineering Technology	CA	26	27	37	83	82	73	328
Construction Electricity	CA	25	22	19	27	35	35	163
Agriculture and Food Technology	CA	1	2			34	57	94
Cabinet Making/Furniture Making	CA	11	12	29	25	10	5	92
Hotel and Restaurant Management	CA	49	29	11				89
Carpentry	CA	21	22	8	8	16	13	88
Trial Counselor	CA	9	11	8	1	22	17	68
Refrigerator and Air Conditioning	CA		10	7	9	11	20	57

Building Maintenance and Repair	CA	1	1	2	4	14	25	47
Health Assistant Training Program	CA	8	6	8	10	2	4	38
Career Education: Motor Vehicle Mechanic	CA					15	22	37
Secretarial Science	CA				3	7	8	18
Pre-School Teacher Education	CA	4	2	4	3	2	2	17
Teacher Preparation - Elementary	CA	1			2	3		6
Law Enforcement	CA					2		2
Accounting	CA					1		1
Basic Public Health	CA						1	1
Business Management	CA			1				1
Accounting	TYC	64	39	20	12	6	10	151
Teacher Preparation - Elementary	TYC	2		1	7	39	62	111
Related Services Assistant	TYC		1	7			10	18
General Business	TYC				1	7	7	15
Public Health	TYC						14	14
Teacher Preparation	TYC	1			1			2
Undeclared	UD					2	18	20
Not Declared	UD						1	1
totals		2696	2379	2513	2366	2455	2760	15169

COM-FSM Enrollment Fall Term by Student Type 2004 - 09

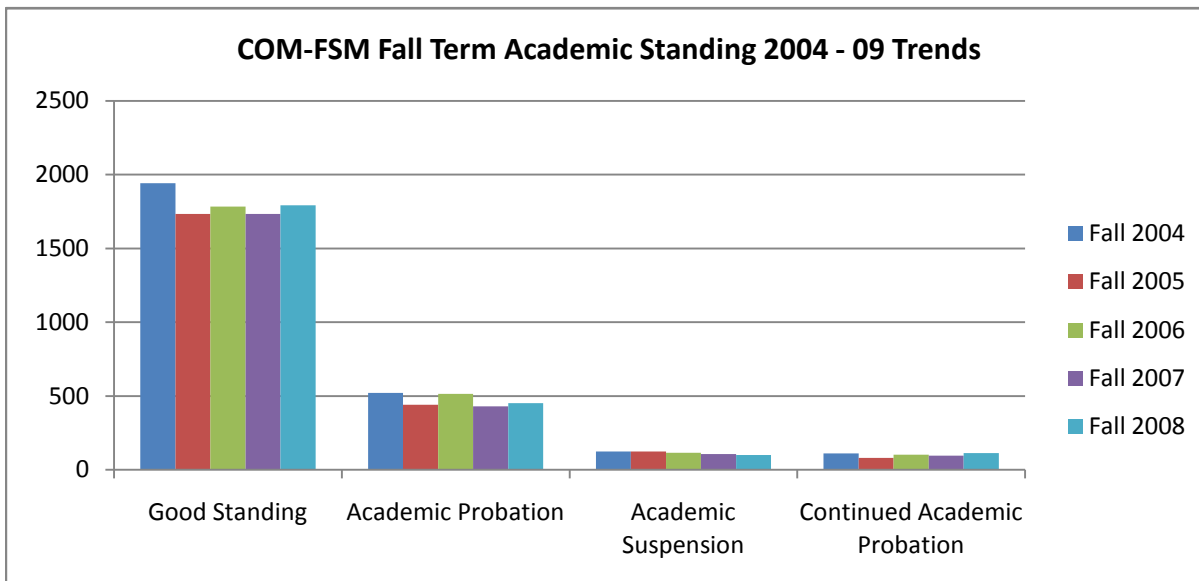
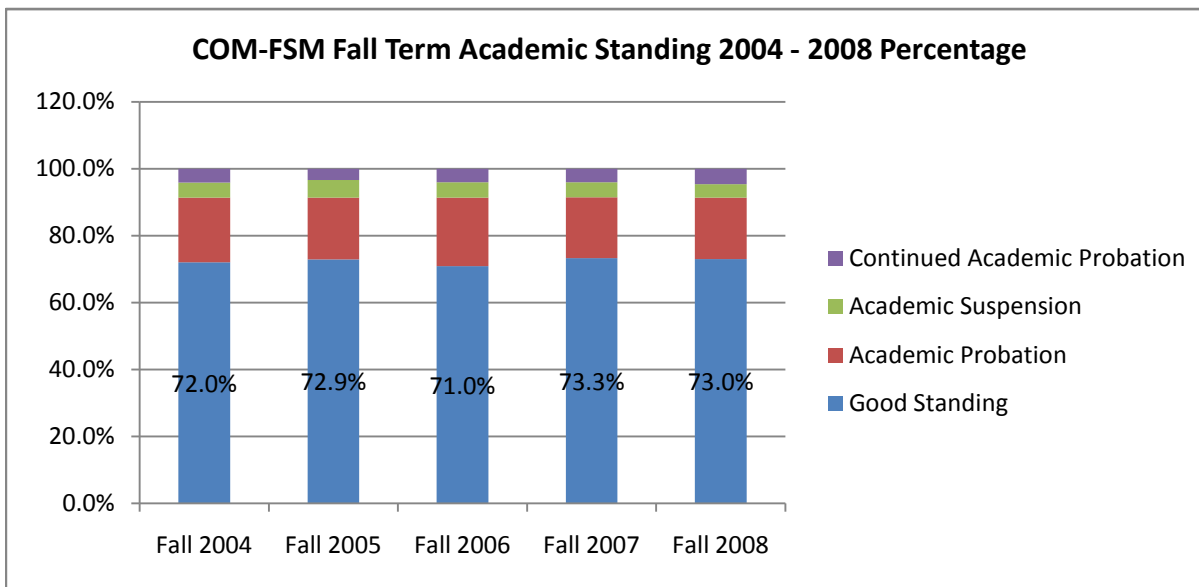
Term	New	Continuing	Returning	un	CO	ND	total
Fall 2004	1049	1642				5	2696
Fall 2005	782	1596	1				2379
Fall 2006	1083	1430					2513
Fall 2007	940	1425				1	2366
Fall 2008	854	1508	80	12	1		2455
Fall 2009	803	1751	206				2760



COM-FSM Enrollment Fall Term by Academic Standing 2004 - 09

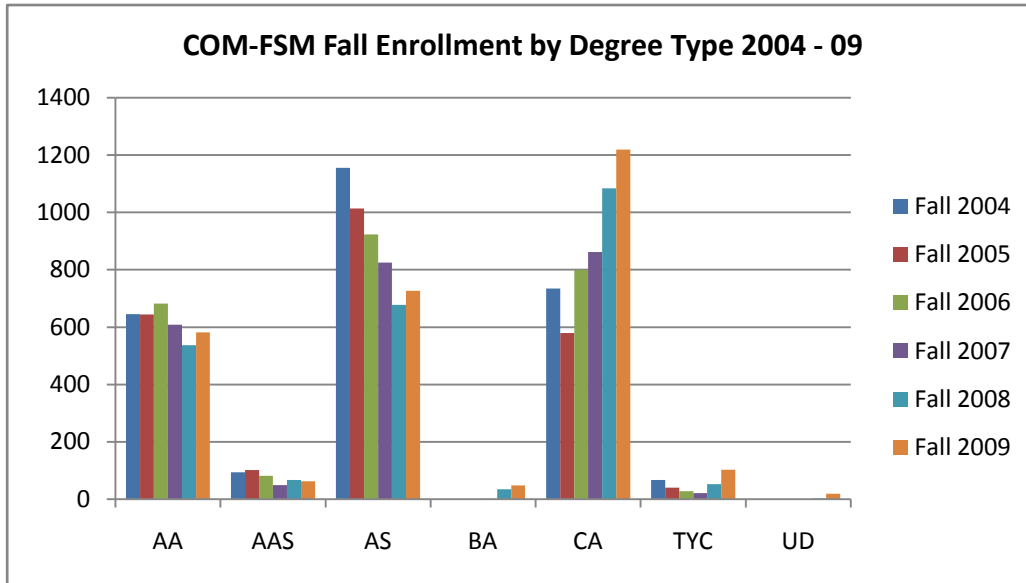
Term	Good Standing	Academic Probation	Academic Suspension	Continued Academic Probation	total
Fall 2004	1942	521	123	110	2696
Fall 2005	1735	440	124	80	2379
Fall 2006	1783	514	114	102	2513
Fall 2007	1735	430	106	95	2366
Fall 2008	1793	451	99	112	2455
Fall 2009	2760				2760

Term	Good Standing	Academic Probation	Academic Suspension	Continued Academic Probation	total
Fall 2004	72.0%	19.3%	4.6%	4.1%	2696
Fall 2005	72.9%	18.5%	5.2%	3.4%	2379
Fall 2006	71.0%	20.5%	4.5%	4.1%	2513
Fall 2007	73.3%	18.2%	4.5%	4.0%	2366
Fall 2008	73.0%	18.4%	4.0%	4.6%	2455



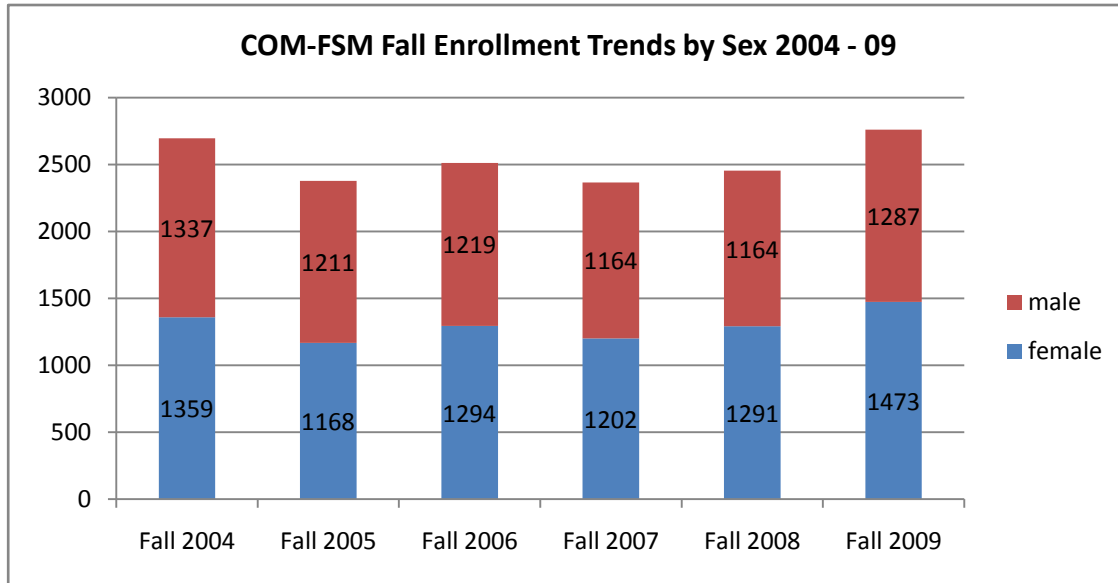
COM-FSM Enrollment Fall Term by Degree Type 2004 - 09

Term	AA	AAS	AS	BA	CA	TYC	UD	total
Fall 2004	645	94	1155		735	67		2696
Fall 2005	644	102	1014		579	40		2379
Fall 2006	682	81	923		799	28		2513
Fall 2007	608	49	825	1	862	21		2366
Fall 2008	537	67	678	35	1084	52	2	2455
Fall 2009	582	62	727	48	1219	103	19	2760



COM-FSM Enrollemnt Fall Term by Gender 2004 - 09

termDescription	female	male	total
Fall 2004	1359	1337	2696
Fall 2005	1168	1211	2379
Fall 2006	1294	1219	2513
Fall 2007	1202	1164	2366
Fall 2008	1291	1164	2455
Fall 2009	1473	1287	2760



New Full Time Students

Semester	fullTime	partTime	total
Fall 2004	896	149	1045
Fall 2005	645	134	779
Fall 2006	903	165	1068
Fall 2007	841	92	933
Fall 2008	762	89	851

