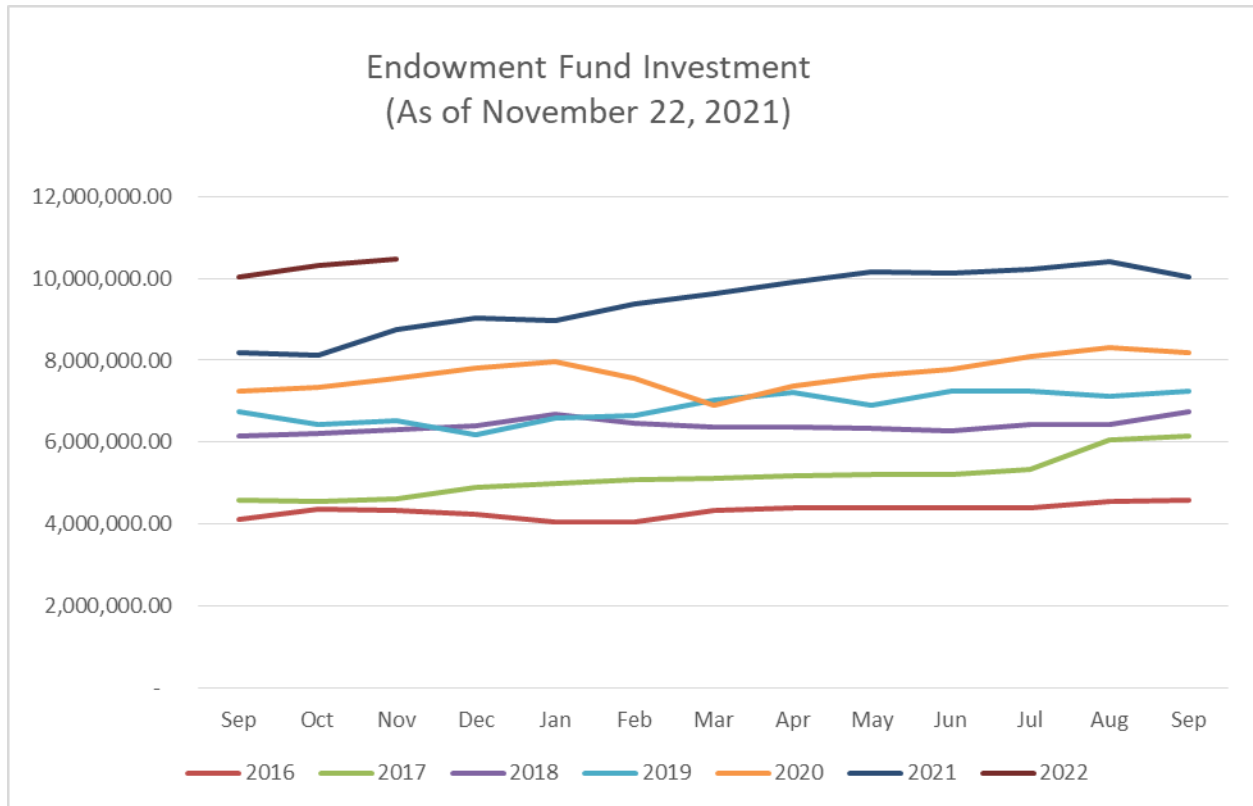


## Report to Finance and Audit Committee:

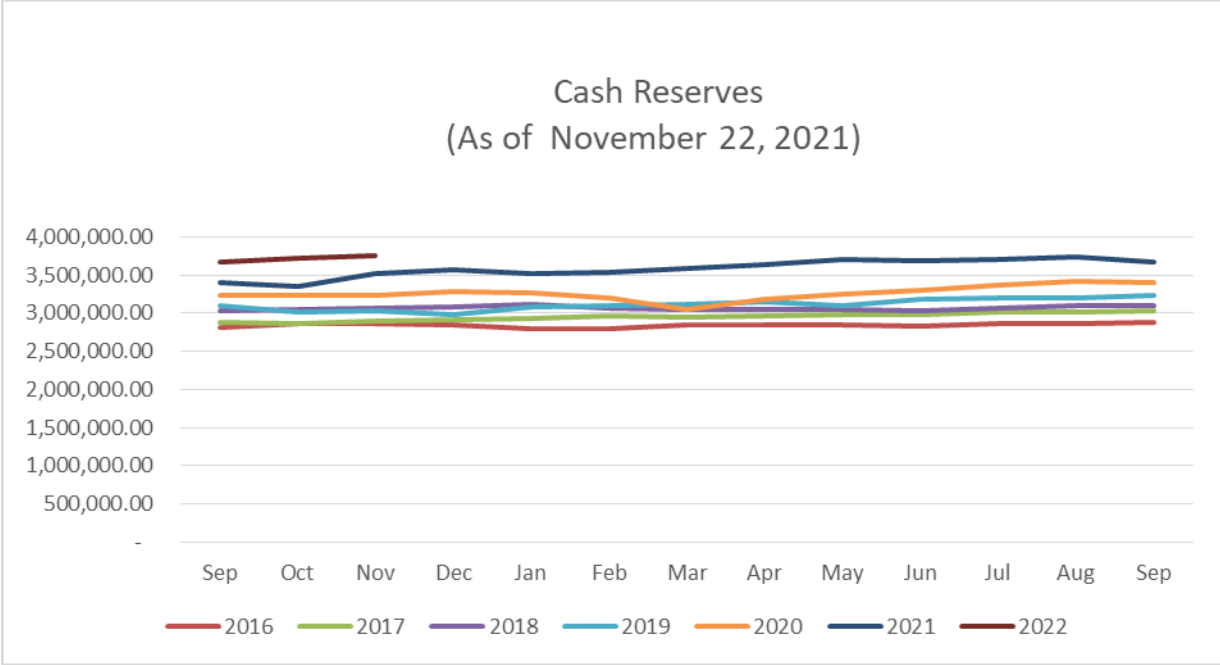
### A. Endowment Fund



The endowment fund increased by \$1.833M or 22% due to additional investment of \$300K and unrealized market gain of \$1.534M at the end of FY2021. As of Nov. 22, the endowment fund reported a 4% growth \$450K for the current fiscal year.

Balance:	Growth:	Addtl. Investment
Sep. 30, 2016 - \$4.576M	FY2016 - \$453K	-
Sep. 30, 2017 - \$6.162M	FY2017 - \$1.586M	\$925K
Sep. 30, 2018 - \$6.761M	FY2018 - \$600K	\$350K
Sep. 30, 2019- \$7.256M	FY2019 - \$495K	\$350K
Sep. 30, 2020- \$8.186M	FY2020 - \$930K	\$310K
Sep. 30, 2021- \$10.020M	FY2021- \$1.834M	\$300K
Nov. 22, 2021- \$10.469M	FY2022 - \$450K	-

### B. Cash Reserved



The cash reserved fund increased by \$86K or 2% due to unrealized market gain as of Nov. 22, 2021

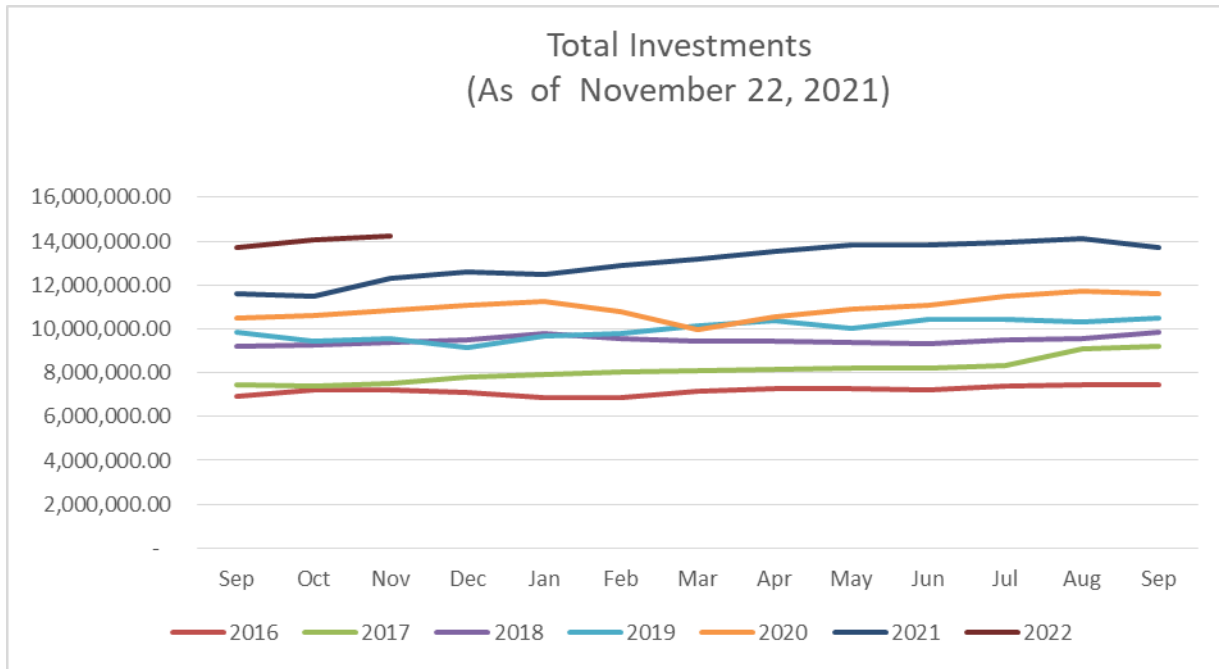
**Balance:**

- Sep. 30, 2016 - \$2.875M
- Sep. 30, 2017 - \$3.038M
- Sep. 30, 2018- \$3.062M
- Sep. 30, 2019- \$3.235M
- Sep. 30, 2020- \$3.396M
- Sep. 30, 2021- \$3.672M
- Nov. 22, 2021- \$3.759M

**Gain**

- FY2016 - \$63K
- FY2017 - \$163K
- FY2018 - \$62K
- FY2019- \$135K
- FY2020- \$161K
- FY2021- \$276K
- FY2022 - \$86K

C. Total Investment



The total investment increased by \$2.110M or 18% due to additional investment of \$300K and unrealized market gain of \$1.810M for FY2021. As of Nov. 22, the total investment growth is \$536K or 4% growth for FY2022

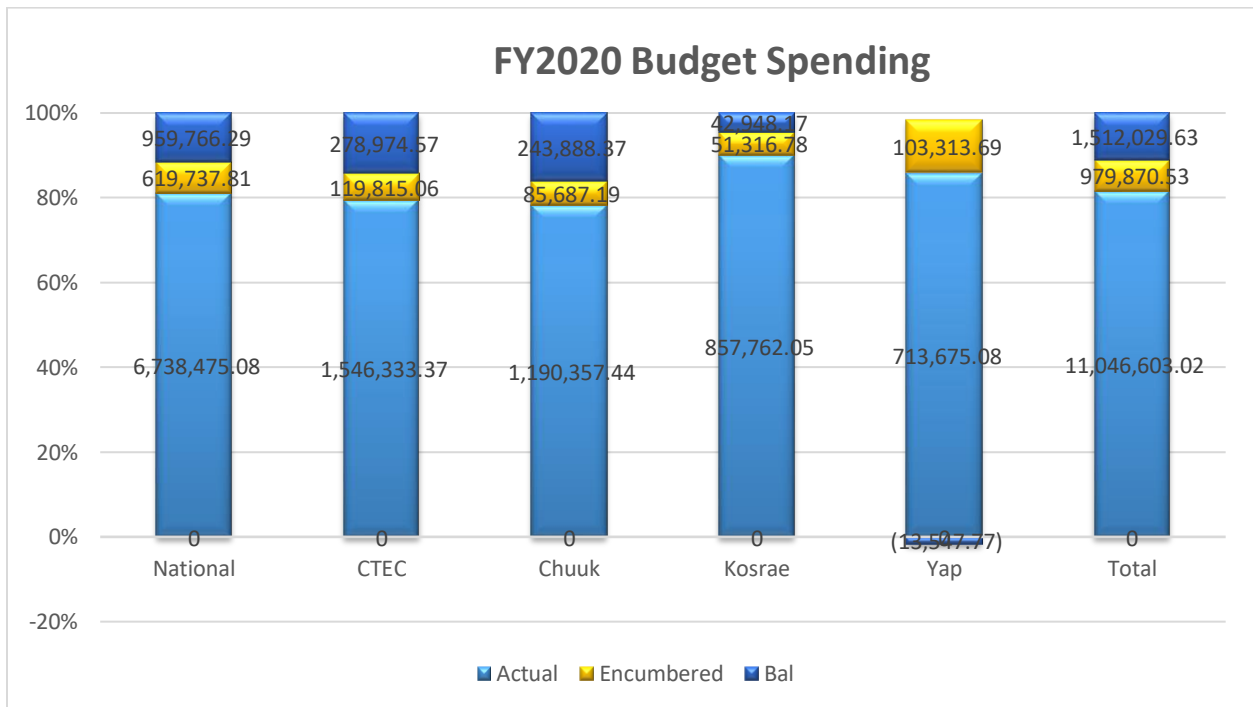
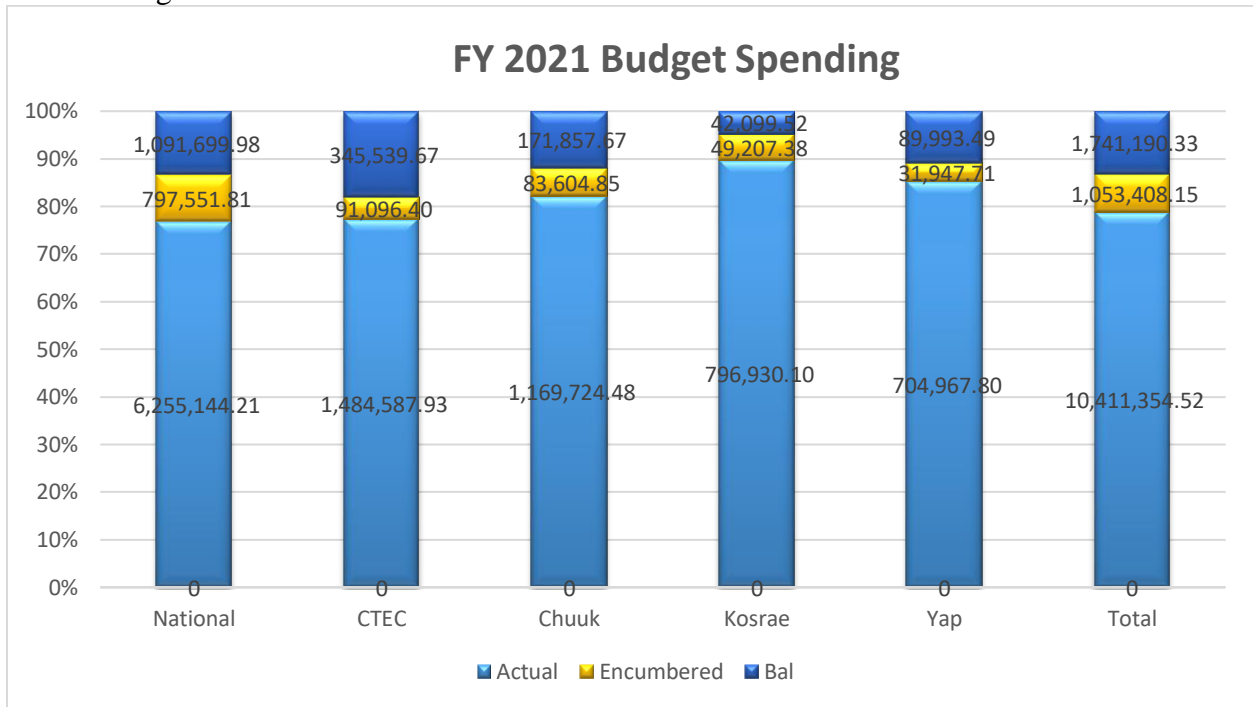
Balance:

Sep. 30, 2016 - \$7.451M  
 Sep. 30, 2017 - \$9.200M  
 Sep. 30, 2018 - \$9.861M  
 Sep. 30, 2019 - \$10.491M  
 Sep. 30, 2020- \$11.582M  
 Sep. 30, 2021- \$13.692M

Growth:

FY2016 - \$516K  
 FY2017 - \$1.749M  
 FY2018 - \$661K  
 FY2019 - \$630K  
 FY2020- \$1.091M  
 FY2021- \$2.110M  
 FY2022 - \$536K

### D. Budget Balance



Summary:					
FY	Budget	Actual	Encumbered	Total Expenditures	Balance
2021	13,205,953.00	10,411,354.52	1,053,408.15	11,464,762.67	1,741,190.33
2020	13,538,503.18	11,046,603.02	979,870.53	12,026,473.55	1,512,029.63
Diff	(332,550.18)	(635,248.50)	73,537.62	(561,710.88)	229,160.70
	-2%	-6%	8%	-5%	15%

### E. US DOE Covid-19 Funds

Summary of US DOE Covid Funds as of November 22, 2021									
Date	GAN	Allocated			Total Expenses		Fund Balance		
		Student	Institution	AAANAPISI	Student	Institution	Student	Institution	AAANAPISI
5-May-20 Student	P425E203828	1,820,157			1,820,157		-	-	-
19-May-20 Institution	P425F202642		1,820,156		-	1,820,156	-	-	-
9/22/2020 AAANAPISI	P425L200665			14,438	-	-	-	-	14,438
17-Jan-21 Student	P425E203828 - 20A	1,820,157			1,820,157	-	-	-	-
17-Jan-21 Institution	P425F202642 - 20A		4,929,406		-	2,598,995	-	2,330,411	-
4-Mar-21 AAANAPISI	P425L200665 - 20A			23,823	-	-	-	-	23,823
5/13/2021 Student	P425E203828 - 20B	5,889,053			3,480,441	-	2,408,612	-	-
5/18/2021 Institution	P425F202642 - 20B		5,889,052		-	-	-	5,889,052	-
3-Aug-21 AAANAPISI	P425L200665 - 20B			5,634,970	-	-	-	-	5,634,970
Total USDOE funds		<b>9,529,367</b>	<b>12,638,614</b>	<b>5,673,231</b>	<b>7,120,755</b>	<b>4,419,151</b>	<b>2,408,612</b>	<b>8,219,463</b>	<b>5,673,231</b>

### F. Retirement Plan Summary

Retirement Plan Summary for FY2021					
	1st Qtr.	2nd Qtr.	3rd Qtr.	4rt Qtr.	Total
Beginning Balance	5,341,805	5,871,758	6,079,909	6,317,650	5,341,805
Employee Contributions	103,701	90,196	94,403	105,749	394,049
Employer Contributions	39,122	33,900	35,684	38,184	146,889
Withdrawals	(25,652)	(38,312)	(131,414)	(75,533)	(270,912)
Forfeitures	(154)	-	(820)	-	(974)
Total Earnings-Net Expenses	412,937	122,367	239,888	(45,540)	729,652
Ending Balance	5,871,758	6,079,909	6,317,650	6,340,509	6,340,509

### G. Cash in Bank Balance as of Nov. 22, 2021

Bank of Guam - \$2.343M  
Bank of FSM - 2.529M  
Total \$4.872M