

## HR ... Continued from page 1.

The data above reflect current personnel during the reporting period, employee departed and hired/started. Personnel whose effective dates or separation dates from the college fall on dates after June 17, 2021, will be reflected in the next report.

### Full-time personnel distributed by gender and citizenship, April 7, 2021, to June 17, 2021

Campus	Male	Female	FSM Citizens	Non-FSM	Total
National	91	64	114	41	155
CTEC	45	36	67	14	81
Chuuk	31	19	46	4	50
Kosrae	23	17	34	6	40
Yap	20	19	31	8	39
FMI	16	5	20	1	21
<b>Total</b>	<b>226 (59%)</b>	<b>160(41%)</b>	<b>312(81%)</b>	<b>74(19%)</b>	<b>386</b>

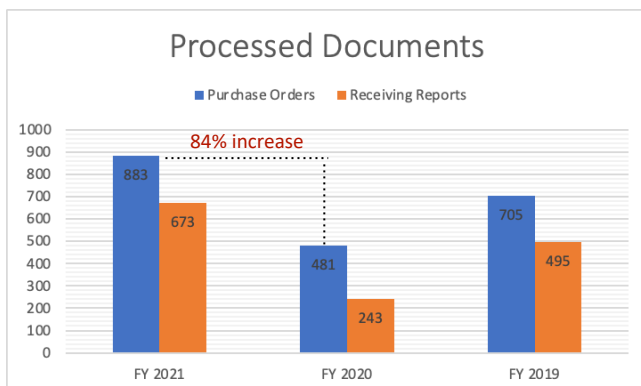
### Recruitment Data for April 7, 2021, to June 17, 2021

Campus	Faculty	Management	Professional	Classified	Total
National	0	0	0	3	3
CTEC	0	0	2	0	1
Chuuk	0	0	0	1	1
Kosrae	0	0	1	0	1
Yap	0	0	1	0	1
FMI	0	0	0	1	1
<b>Total</b>	<b>0</b>	<b>0</b>	<b>3</b>	<b>5</b>	<b>8</b>

### Enrichment Initiatives

- April 29, 2021, Webinar, *Improving Leadership Skills (using best practices)*. 27 participants from National, Chuuk and Yap campuses with very good assessment results.
- May 7-21, 2021, Annual Incentive Award across the campuses with 151 certificates issued and listing posted on the college website.
- May 20, 2021, Webinar, *Effective Performance Evaluation*. 31 participants from National, Chuuk, and Yap campus sites and with very good assessment results.
- May 20, 2021, *International Human Resources Day* was celebrated with an appreciation personal card to all major offices at the National campus with small gifts of treats to recognize effective and supportive partnerships with Human Resources Office especially during the challenging pandemic. A message was posted on the newsfeed.

## Procurement & property ... Continued from page 1.



The purchase activities have increased around 84%, as illustrated in the table above compared to last year due to March 2020 COVID-19 lock down and other consequential conditions.

### Property management section

The property management section has assisted the various campuses/offices in acquiring these essential procurement of tools, equipment, and other required supplies to support the college operations and services.

Continued to page 3



## DEPARTMENT FOR ENROLLMENT MANAGEMENT & STUDENT SERVICES

Admissions & Records | Center for Entrepreneurship | Counseling | Financial Aid | Security & Safety | Student Life

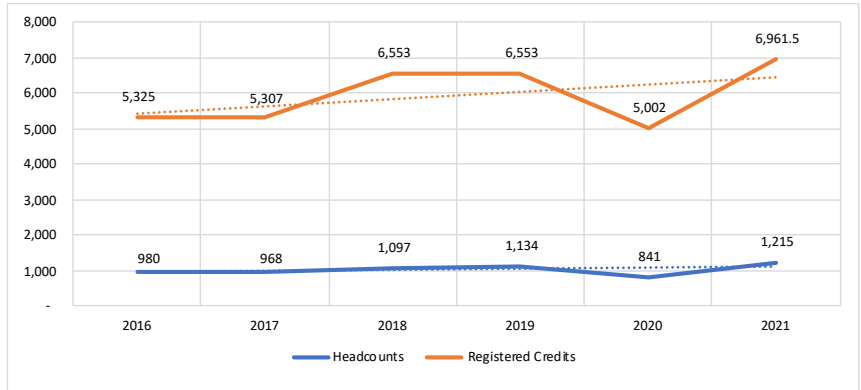
# SUMMER 2021: STUDENT ENROLLMENT AT THE HIGHEST LEVEL IN FIVE YEARS

College surpassed its summer 2021 enrollment targets in headcounts and registered credits by 9% and 4%, respectively.

The college has a summer 2021 enrollment of 1,215 students with 6,962 credits (or 1,160 full-time equivalent students). This figure is

the highest summer enrollment the college has recorded for the past five summers.

Chart 1. Summer 2016 to summer 2021 enrollment in headcounts and registered credits



According to the college's registrar, "Vis-à-vis summer 2020, the college has seen increases in its enrollment in headcounts and

registered credits by 44%, and 39%, respectively." Table below shows the college's summer 2021 enrollment data.

Table 1. Summer 2021 enrollment data vis-à-vis summer 2020 by campus

Campus	Summer 2020		Summer 2021		Headcounts		Registered Credits	
	Count	Credits	Count	Credits	CountDiff	%Diff	CountDiff	%Diff
National	342	2,087	514	2,940	172	50%	853	41%
CTEC	114	693	179	1,095.5	65	57%	403	58%
Chuuk	192	1,113	247	1,391	55	29%	278	25%
Kosrae	117	679	145	847.5	28	24%	169	25%
Yap	76	430	130	687.5	54	71%	258	60%
<b>Total</b>	<b>841</b>	<b>5,002</b>	<b>1,215</b>	<b>6,961.5</b>	<b>374</b>	<b>44%</b>	<b>1,960</b>	<b>39%</b>

Of the 1,215 students (N) registered this summer 2021:

- 767 (or 63% of N) are female and 448 (or 37% of N) are male. The college has a predominantly female student population this summer 2021 term.
- 364 are new students, which is 44% higher if compared to last summer 2020 new student enrollment.
- 796 are continuing students, which is 55% higher if compared to last summer 2020 continuing student enrollment.
- 55 are returning students. Vis-à-vis summer 2020's enrollment, the college has seen a 27% decline in return student enrollment.

- 962 (or 79% of N) students are registered full-time, while 253 (or 21% of N) are registered part-time.

The college's registrar further reported that the college-wide summer 2021 enrollment in headcounts and registered credits exceeded the enrollment targets for summer 2021 by 9% and 4%, respectively. The enrollment targets provide the college data on revenue projections which are used to guide annual budget development.

Table below shows the college's summer 2021 enrollment vis-à-vis summer 2021 targets by campus:

Table 2. Summer 2021 enrollment data vis-à-vis summer 2021 targets by campus

Campus	In Headcounts				In Registered Credits			
	Target	Actual	CountDiff	%Diff	Target	Actual	CountDiff	%Diff
National	491	514	23	5%	2,946	2,940	(6)	(0.2%)
CTEC	236	179	(57)	(24%)	1,418	1,096	(322)	(23%)
Chuuk	172	247	75	44%	1,029	1,391	362	35%
Kosrae	106	145	39	37%	636	848	212	33%
Yap	114	130	16	14%	687	688	1	0.1%
<b>Total</b>	<b>1,119</b>	<b>1,215</b>	<b>96</b>	<b>9%</b>	<b>6,716</b>	<b>6,963</b>	<b>247</b>	<b>4%</b>

Continued to page 3

## Summer 2021: Student Enrollment ... Continued from page 2.

Chart 2. Summer 2016 to summer 2021 enrollment in headcounts by campus

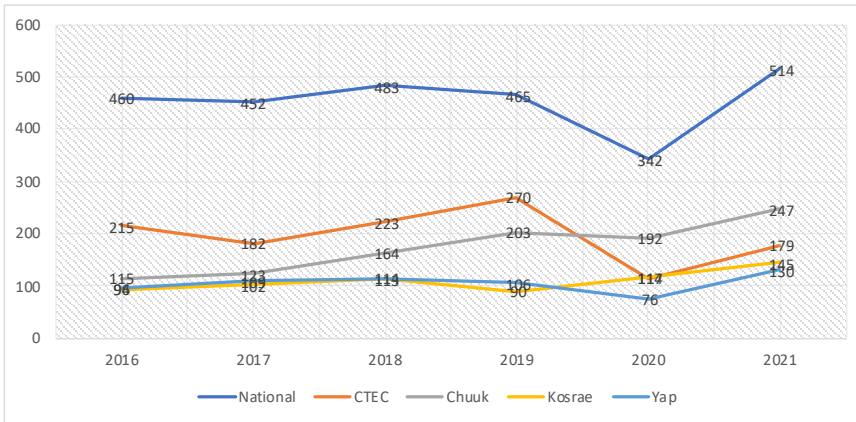
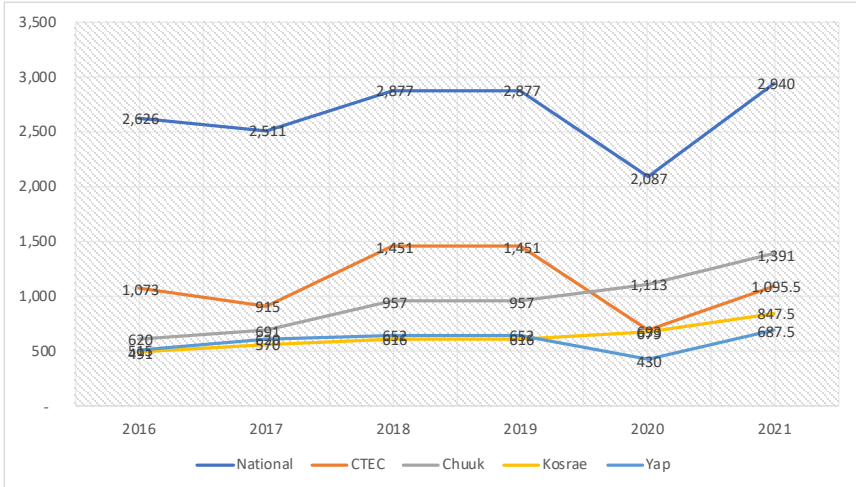


Chart 3. Summer 2016 to summer 2021 enrollment in registered credits by campus



## College awards \$7.7 million Pell Grant to students last fall 2020 and spring 2021

The college's Financial Aid Office (FAO) reported that it awarded \$7,719,246.84 Pell Grant to students last fall 2020 and spring 2021 semesters. According to the director of FAO, "\$4,305,822.46 Pell Grant were awarded

to 1,621 students last fall 2020, and \$3,413,424.38 to 1,242 students last spring 2021." Tables below show the distribution by academic term and campus.

Table 3. Pell awards for fall 2020 semester

Campus	Enrollment (N)	Pell Eligible (n)	n in % of N	Pell Recipients (A)	A in % of n	Pell Award in US\$
National	752	640	85%	640	100%	1,822,984.35
CTEC	376	342	91%	342	100%	808,653.00
Chuuk	310	276	89%	276	100%	756,203.20
Kosrae	195	151	77%	151	100%	350,170.07
Yap	228	212	93%	212	100%	567,811.84
<b>Total</b>	<b>1,861</b>	<b>1,621</b>	<b>87%</b>	<b>1,621</b>	<b>100%</b>	<b>4,305,822.46</b>

Table 4. Pell awards for spring 2021 semester

Campus	Enrollment (N)	Pell Eligible (n)	n in % of N	Pell Recipients (A)	A in % of n	Pell Award in US\$
National	525	464	88%	464	100%	1,328,380.46
CTEC	250	234	94%	234	100%	631,050.00
Chuuk	290	252	87%	252	100%	694,036.00
Kosrae	114	97	85%	97	100%	237,420.43
Yap	231	195	84%	195	100%	522,537.49
<b>Total</b>	<b>1,410</b>	<b>1,242</b>	<b>88%</b>	<b>1,242</b>	<b>100%</b>	<b>3,413,424.38</b>

FAO further reported that:

- \$114,225.14 of Supplemental Educational Grant (SEG) were awarded to students last fall 2020 and spring 2021.
- \$69,684.00 of financial assistance from the FSM national and state scholarships, including CFSM subsidy were awarded to

students during the fall of 2020 and spring 2021 semesters.

- 274 students enrolled in the Supplemental Educational Grant (SEG) Work-Study Program last. spring 2021, and received \$94,004.50.

## Property ... Continued from page 2.

Major Purchases	Activity	Status
Laptop Computers Upgrade for Administrative Services Division, includes state Campus Fiscal Officers, under CARESACT FUND	Contract made with Progressive Computer services CT21-0319	50% payment has been made to the Contractor
Nissan NV350 Van for Kosrae Campus 14-seater van	Payment made to Eevery Co. Ltd	1-unit 12000KM
Chuuk Campus Admin. Vehicle Request	Cabinet Approval on Vehicle Specifications Need Clarification - Modification	Still Pending Action between PPMO/Dean/Cabinet Approval
CTEC-HTM Furniture (9 sets of Tables w. chairs & 18 bar stools)	Payment made to Vendor: Dateline Exports (PO21-01773)	Additional payment needed for Furniture increase in price
COVID19 PPE Supplies: 80 ea. Auto. Mist spray Hand Sanitizers for system wide use	Shipment documents received	ETA -Pohnpei 6/27/21 on Kyowa orchid Voyage 104B
Smoke Detectors -10 ea.	Purchase order was made for 10 ea. Smoke detectors to replace the old ones in the Admin. Bldg.	10 were received early this month. And were installed by maintenance staff over a weekend ago
RFQ B2021- 15 LRC Computers CARES ACT Fund	Vendor selection was awarded to Progressive Comp. Services with Ref. PO21-01766 in the of amount \$34,022.00	Part of the order has been received 3 IMacs Received
Consultant Direct Contract MIP Licenses (2)	Management Workshop on Design, Language, and Integrations of Policies	Contract Awarded
Asset Survey & Disposal		
CTEC IT Disposal for old and obsolete Computers	Manner of disposal recommended for dumping	Pending disposal Report

## College graduated 133 students last spring 2021

The college's registrar reported that the college graduated 133 students last spring 2021. Of these 133 students, 15 were graduated from the college's baccalaureate program in elementary education.

A total of 85 graduates from the National Campus, 28 from the Career & Technical Education Center (CTEC), nine from Chuuk campus, seven from Kosrae campus, and four from Yap campus.





## COM-FSM drive-thru commencement exercises, May 14, 2021



## College offers admission to 764 (or 77%) of the 998 seniors who took the spring 2021 COMET

The college administered the COM-FSM Entrance Test (COMET) to 1,268 students from private and public schools in the FSM, including other students at the state campuses last January 29, 2021, to March 5, 2021. Of these 1,268 students, 998 were high school seniors, 219 were high school juniors, and 51 were other students.

According to the college's registrar, "Of the 998 seniors (N) who took the spring 2021 COMET for either summer or fall 2021 admission, 764 (or 77% of N) were placed into the college's programs. Of these 764 seniors

(n), 458 (or 60% of n) were placed into degree programs, 64 (or 8%) and 242 (or 32% of n) were placed into Achieving College Excellence (ACE) and certificate programs, respectively."

Vis-à-vis spring 2020 COMET, the college has seen an 11% decrease in the number of seniors taking the COMET. 998 seniors took COMET last January 29 to March 5, 2021, as against 1,128 seniors last spring 2020.

53% of the 458 degree- and 64 ACE-bound seniors, and 39% of the 242 certificate-bound seniors have registered this summer 2021.



UPDATES

## Center for Entrepreneurship

### CFE executive director recognized as "2021 PISBDCN State Star" performer

A year after opening the Pohnpei Small Business Development Center (SBDC), the Center for Entrepreneurship's Executive Director, Timothy James Mamangon, was recognized as this year's **Pacific Island Small Business Development Center Network (PISBDCN) State Star**.

The **State Star** award is given to a network staff who has demonstrated and made significant contribution to their state or regional SBDC program, shows strong commitment, and is dependable to small businesses. The **State Star** performer is chosen by the advisory board members, center directors and staff. Nominations are submitted by over seven membered network/lead centers located in all seven states: CNMI, Palau, Guam, Pohnpei, Chuuk, Yap, and Kosrae.

Mr. Mamangon will be featured in the upcoming Pacific Business Partners news edition. This is a great achievement that will bring additional support for the Pohnpei SBDC.

### CFE receives \$15,000.00 grant from Australian Embassy's DAP

The Center for Entrepreneurship applied and got approved for a \$15,000.00 funding from Direct Aid Program under the Australian Embassy. Due to the frequent power interruptions on island, CFE looked for solutions to convert its farm's operations to use renewable energy.

In March 16, CFE applied for a grant to install solar panel systems that will provide renewable energy for its farm and satellite office. The systems are expected to run the hydroponic pumps without interruptions and will provide enough electricity to run all other equipment used for operations. In addition, the funding also allowed CFE to purchase four solar street lights, ten solar fans, and additional equipment to improve the operations of the demonstration farms. Installment of the systems are expected to be completed by the end of July.



This upgrade to the farms operations will not only decrease the costs of operations for the college, but will increase the production of hydroponic systems. The greenhouses continue to provide vegetables to the dining hall and serve as training labs for students. CFE has already met with faculty members and is expecting more collaboration with the Agriculture and Food Technology (AFT) program at CTEC in fall of 2021.

### CFE receives \$979,837.00 grant from the US Economic Development Administration

CFE has been awarded \$979, 837.00 grant from the US Department of Commerce's Economic Development Administration (EDA) as an investment for the FSM Entrepreneurship Initiative – Phase II Project.

The project aims to help increase small- and large-scale agriculture production in the FSM by building four 23x40 ft. hydroponic greenhouse, which will serve as a training hub to provide business training for farmers interested in starting their hydroponic farms. The COVID-19 pandemic has seen issues of food security worsen and, if not anticipated, this crisis may have a particularly severe impact on FSM territories that are ever so reliant on imported consumables. The project is expected to duplicate the success of the hydroponic farms in Pohnpei to the other FSM states, grow the economic capacity of peasant farmers, and address issues of food self-sufficiency in the communities as well as food security at the national level. The project will also hire sixteen graduates from the college to work at the farms. The facility will serve as training labs for students who are