

COLLEGE OFFERS ADMISSION TO 1,055 (OR 79%) OF THE 1,336 STUDENTS WHO TOOK THE SPRING 2022 COMET

768 (OR 77%) OF THE 1,038 HIGH SCHOOL SENIORS ARE PLACED INTO THE COLLEGE'S PROGRAMS

The college administered the COM-FSM Entrance Test (COMET) to 1,336 students from private and public high schools in the FSM, including the college's state campuses. January 24, 2022, to March 2, 2022. Of the 1,336 students, 1,038 were high school seniors, 239 were high school juniors, and 59 were other students.

According to the college's registrar, "Of the 1,336 students (N) who took the spring 2022 COMET for fall 2022 admission, 1,055 (or 79%) were placed into the college's programs. 460 (or 34%) of these 1,055 students were placed into degree programs; while 199 (or 15%) and 396 (30%) were placed into Achieving College Excellence (ACE) and certificate programs, respectively. 281 (or 21%) were non-admit. Vis-à-vis spring 2021 COMET, the college has seen a 1% decline in the number of non-admit students."

Table 4. Spring 2022 COMET results. Distribution of placement and non-placement by state

State	Degree=Level		ACE		Certificate-Level		Non-Admit		Total (N)
	Count	In % of N	Count	In % of N	Count	In % of N	Count	In % of N	
Pohnpei	256	42%	120	20%	180	30%	51	8%	607
Chuuk	92	22%	39	9%	117	27%	179	42%	427
Kosrae	39	37%	5	5%	42	40%	20	19%	106
Yap	73	37%	35	18%	57	29%	31	16%	196
Total	460	34%	199	15%	396	30%	281	21%	1,336

Table 5. Spring 2022 COMET. High school seniors (N=1,038). Distribution of placement and non-placement by state

State	Degree=Level		ACE		Certificate-Level		Non-Admit		Total (N)
	Count	In % of N	Count	In % of N	Count	In % of N	Count	In % of N	
Pohnpei	185	41%	82	18%	140	31%	44	10%	451
Chuuk	58	18%	28	9%	85	27%	149	47%	320
Kosrae	39	37%	5	5%	42	40%	20	19%	106
Yap	65	40%	27	17%	42	26%	27	17%	161
Total	347	33%	142	14%	309	30%	240	23%	1,038

Table 6. Spring 2022 COMET. High school seniors (N=1,038). Distribution of placement and non-placement by state and school

State	School	Degree		ACE		Certificate		Non-Admit		Total (N)
		Count	%N	Count	%N	Count	%N	Count	%N	
Pohnpei	Calvary Christian Academy	14	93%	0	0%	1	7%	0	0%	15
	Madolehnhmw High School	6	11%	11	20%	29	54%	8	15%	54
	Nanpei Memorial High School	35	36%	20	21%	36	37%	6	6%	97
	Ohwa International Christian Academy	1	20%	0	0%	4	80%	0	0%	5
	Our Lady of Mercy Catholic High School	27	100%	0	0%	0	0%	0	0%	27
	Pohnpei Catholic School	23	88%	1	4%	1	4%	1	4%	26
	Pohnpei Island Central School	64	31%	47	23%	64	31%	29	14%	204
	Pohnpei Seventh Day Adventist School	15	65%	3	13%	5	22%	0	0%	23
	Total	185	41%	82	18%	140	31%	44	10%	451
	Chuuk	Berea Christian High School	2	20%	0	0%	4	40%	4	40%
Chuuk High School		15	12%	19	15%	45	35%	51	39%	130
Faichuuk High School		0	0%	0	0%	0	0%	8	100%	8
Moch High School		1	7%	3	20%	9	60%	2	13%	15
Mortlock High School		0	0%	0	0%	2	18%	9	82%	11
Saramen Chuuk Academy		14	33%	5	12%	14	33%	9	21%	42



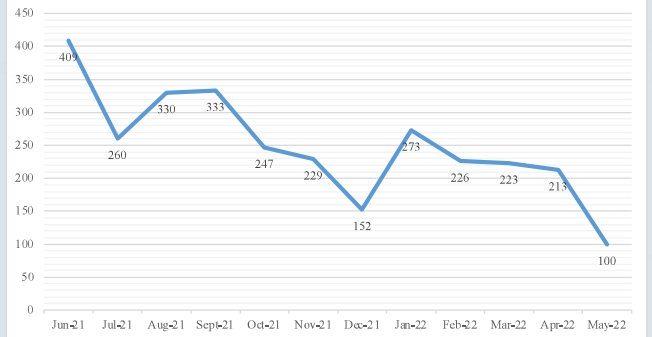
DEPARTMENT FOR INSTITUTIONAL EFFECTIVENESS AND QUALITY ASSURANCE

Information Technology | Office of Institutional Effectiveness

INFORMATION TECHNOLOGY: ZOOM DATA

A twelve-month trend analysis shows the college holds an average of 250 zoom meetings a month. Users system-wide, faculty members and administrative users are using Zoom to communicate. There has been a downward trend in Zoom usage that is attributed to a standardized adoption of the "new normal". Other tools like Canvas and Sharkspace (Google) email and chatting tools are used often reducing the need to use Zoom all the time as it applies to academics.

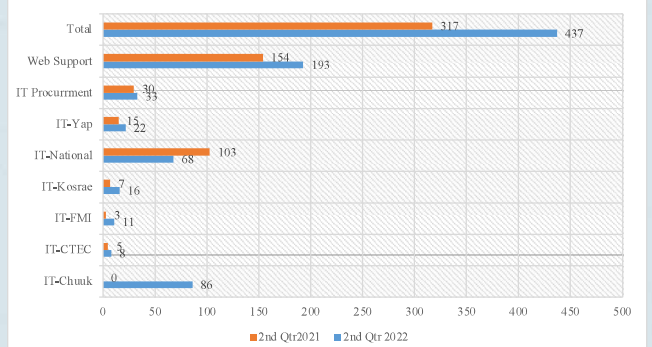
Zoom Meetings for 12 Month



HELPING THROUGH HELPDESK

Helpdesk usage has increased across the college in total in comparison to the second quarter of last year, however decreased at some campuses. The decrease is attributed to the return to campuses and in person courses. Helpdesk serves as a ticketing system for both employees and students at the college who require assistance from IT.

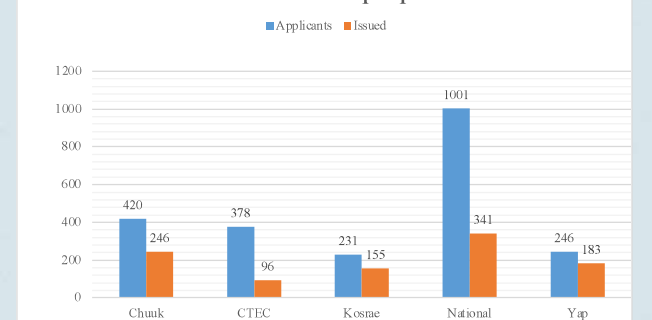
Helpdesk Usage Comparison



WE CARE LAPTOPS

Since Summer 2021 a total of 2,276 students have applied for We Care Laptop program. The college has been able to fulfill a total of 1,021 laptops. Chuuk, Kosrae, and Yap campuses have laptops on hand to fulfill their requests in full. The CTEC and National campuses will be receiving 550 laptops the on or about May 25, 2022 to help fulfill their demands. Another 1,000 laptops are also on order to fill the remainder at the National and CTEC campuses as well as go towards new applicants across all campuses for the Summer 2022 semester. The college continues to prioritize students who are currently enrolled to ensure they are able to meet the online demands of their courses.

We Care Laptops



SPRING 2022 COMET ... from page 7.

	SNHS-Fefan	1	6%	0	0%	0	0%	16	94%	17
	SNHS-Tonoas	0	0%	1	4%	8	33%	15	63%	24
	Weipat High School	1	3%	0	0%	3	8%	35	90%	39
	Xavier High School	24	100%	0	0%	0	0%	0	0%	24
	Total	58	18%	28	9%	85	27%	149	47%	320
Kosrae	Kosrae High School	39	37%	5	5%	42	40%	20	19%	106
	Total	39	37%	5	5%	42	40%	20	19%	106
Yap	Faith Christian Academic	5	26%	4	21%	8	42%	2	11%	19
	Neighboring Islands Central High School	3	9%	4	12%	11	33%	15	45%	33
	Outer Island High School-Iliithi	4	21%	2	11%	5	26%	8	42%	19
	Yap Catholic High School	24	100%	0	0%	0	0%	0	0%	24
	Yap High School	28	43%	17	26%	18	28%	2	3%	65
	Yap International Christian High School	1	100%	0	0%	0	0%	0	0%	1
	Total	65	40%	27	17%	42	26%	27	17%	161
GRAND TOTAL		347	33%	142	14%	309	30%	240	23%	1,038

The college's registrar also reported that 239 high school juniors took the spring 2022 COMET. Of these 239 juniors, 109 (or 46%) were placed into degree-level; as such, may qualify for admission via the college's dual enrollment for high school students.

To accommodate high school seniors who will be graduated from high school during the first week of June 2022, the college has scheduled a special summer session that will start on June 13, 2022, and will end, July 17, 2022. Also referred to as the college's summer transition program, it is designed to give new freshman students head starts, get off to a strong start, and make the transition from high school to college much easier. Additionally, this will enable them to take developmental English and math courses, and a buffer of credits that will help set them up to reach graduation on a timely manner.

The college's registrar also added that In the study entitled "Using high school data to explore early college success in Pohnpei, Federated States of Micronesia" conducted by the Regional Educational Laboratory Pacific at McREL International in collaboration with the college, one of the key findings provided that first enrolling in the summer term rather than in the fall term after high school graduation was positively associated with College of Micronesia-FSM students' persistence to a second year. The probability of persisting to a second year was 83% for students who enrolled for the first time in the summer term and 60% for students who enrolled for the first time in fall term.



OFFICE OF INSTITUTIONAL EFFECTIVENESS

The Mission Fulfillment Indicator (MFI) helps the college determine how well we are doing compared to local, national and regional benchmarks in executing our mission. Meeting each individual indicator is measured relative to a range based on a corresponding threshold level and represented by an achievement status.

The 2021 status in the MFI shows a decrease in the percent achievement under the college's local benchmark of 53.3%, 30% decrease compared to 2020 status. In 2020, the college met 10 out of 12 local benchmarks. Whereas in 2021, the college met 7 out of 12. For example, the college awarded 214 degrees for AY2020-2021 versus 258 degrees in AY2019-2020. A total of 280 degrees or more is the benchmark of meeting the requirement.

Mission Aspects	Local Benchmark Indicators			Local Benchmark Indicators			National Benchmark Indicators			Total Indicators		
	Achieved		Total	Achieved		Total	Achieved		Total	Achieved		Total
	2020	2021		2020	2021		2020	2021		2020	2021	
The College of Micronesia-FSM is a learner-centered institution of higher education	1	0	1	NA	NA	0	4	4	6	5	4	7
that is committed to the success of the Federated States of Micronesia	5	4	6	NA	NA	0	NA	NA	0	5	4	6
by providing academic and career & technical educational programs characterized by continuous improvement and best practices.	4	3	5	4	4	5	1	1	1	9	8	11
Total Indicators	10	7	12	4	4	5	5	5	7	19	16	24
Percent Achievement	83.3%	58.30%		80.0%	80.0%		71.4%	71.4%		79.2%	66.7%	



DEPARTMENT FOR ADMINISTRATIVE SERVICES
 Business Office | Human Resources Office | Facilities & Maintenance | Procurement & Property Management Office

UPDATES: OFFICE OF THE VICE PRESIDENT FOR ADMINISTRATIVE SERVICES

The Administrative Services Department constitutes four different units of college services which includes the Business Office, Maintenance and Facilities Division, Human Resources Division, and Procurement and Property Management Office. Two offices are with Acting directors as the Maintenance and Facilities director was referred to Hawaii for eye treatment while the PPMO Office is recruiting a new director soon to come on board upon completion of documents.



The college contracted Pohnpei Arts & Crafts to install new signs for buildings at the National campus which was completed on May 22, 2022. The signage project also included signs to be done for the interior of all 17 buildings at the National campus for emergency as indicated in our Emergency Management Plan document, signs for energy conservations, and other signs for the building which includes cell phone use, classroom rules, computer labs usage, and more.



The FY 2023 Budget hearing with the EBRC at the National Government took place last month with Interim President, Acting VP/IEQA, Comptroller, and VPAS in attendance. The members of the EBRC endorsed the budget with the tuition increases, the increases in subsidy for operation, and funding for the DDFT fund to also be appropriated for training of health workers, like new doctors, nurses, public health workers to continue to be available for all health services throughout the federation. Moreover, the FSM Congress called for budget hearing and oversight hearing on the college which the college presented overall status of the college including the FY2023 Budget. Overall, the FSM Congress is very supportive of the college request for funding.

FACILITIES & MAINTENANCE

CTEC MULTI-PURPOSE TECHNICAL BUILDING

Project commencement on September 1, 2021, and is scheduled to be completed end of August 2023. Current construction is being done on footings, grade beams and columns.

