



VPMESS REPORT TO THE Board of Regents

Admissions & Records | Counseling | Financial Aid | Campus Security & Safety
Student Life

Student success is our success!

April 13, 2023, Meeting, Weno, Chuuk

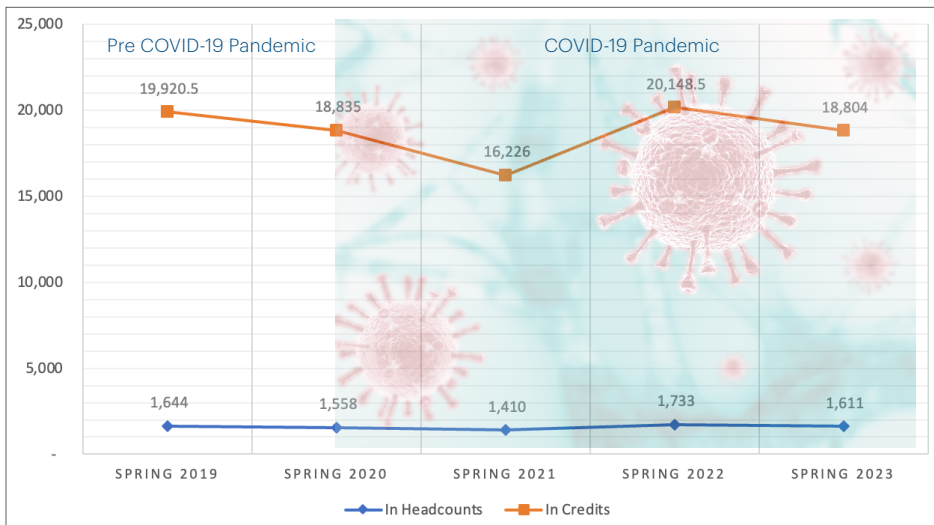
SPRING 2023: COLLEGE REGISTERS 1,611 HEADCOUNTS WITH 18,804 CREDITS (1,567 FULL-TIME EQUIVALENT)

NATIONAL AND YAP CAMPUSES SURPASSED THEIR SPRING 2023 ENROLLMENT TARGETS IN HEADCOUNTS AND REGISTERED CREDITS

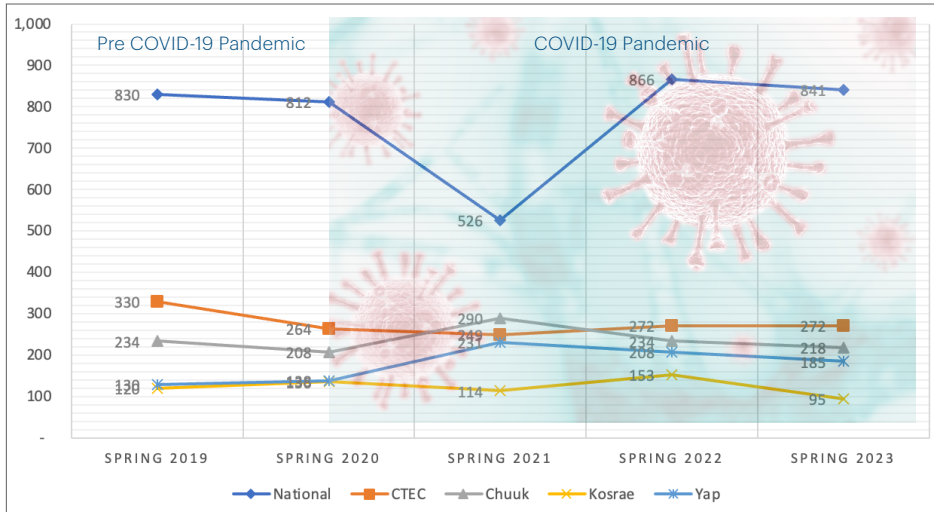
The college has a spring 2023 enrollment of 1,611 students with 18,804 registered credits (or 1,567 full-time equivalent students).

Charts below show the college's spring 2019 to spring 2023 enrollment in headcounts and registered credits distributed by campus.

EMSS Chart 1. Spring 2019 to spring 2023: College-wide enrollment in headcounts and registered credits



EMSS Chart 2. Spring 2019 to spring 2023: Enrollment in headcounts by campus



Continued to page 2



FINANCIAL AID: COLLEGE AWARDS \$3.210 MILLION PELL GRANT TO 1,040 STUDENTS ENROLLED THIS SPRING 2023

371 STUDENTS RECEIVED \$46,556.50 FINANCIAL ASSISTANCE FROM THE SEG WORK-STUDY PROGRAM

The college's Financial Aid Office (FAO) reported that as of March 20, 2023, it awarded \$3,210,125.00 Pell Grant to 1,040 students enrolled this spring 2023.

eligible students enrolled this spring 2023 semester. FAO targets to award all Pell-eligible students enrolled this spring 2023 by the end of April 2023."

Continued to page 2

According to the acting director of FAO, "The 990 students represent 79% of the Pell-

Students today, leaders tomorrow

EMSS MISSION STATEMENT

To support student development by providing learner-centered programs and services that fulfill the diverse educational, recreational, social, and cultural needs of student population and the college's community.

-Adopted on July 24-25, 2014.



ENROLLMENT MANAGEMENT & STUDENT SERVICES
COUNSELING SERVICES

CAREER AWARENESS SERIES

February 15, 2023, career awareness workshop for students in the Trial Counselors and Micronesian Studies programs at the college's Media and Instructional Technology Center (MITC), with Assistant Attorney General (AG) Nixon Alten of the FSM Department of Justice as keynote speaker.

February 17, 2023, career awareness workshop for students in the Liberal Arts program at the college's Media and Instructional Technology Center (MITC), with Administrative Assistant Anjanet Fredrick of the FSM Department of Health and Social Affairs as keynote



According to counselor Nixon Soswa, "Assistant AG Alten and Ms. Fredrick are both college alumni. Assistant AG Alten graduated from the Micronesian Studies program in spring 2011; while Ms. Fredrick graduated from the Micronesian Studies and Liberal Arts programs in spring 2017 and fall 2017, respectively."

RESUME WRITING & JOB INTERVIEW WORKSHOPS

Counselors at the National Campus conducted a resume writing workshop on March 22, 2022, and a job interview workshop on March 29, 2023. Both workshops were held at the college's MITC.



NEED A TUTOR? CONTACT US

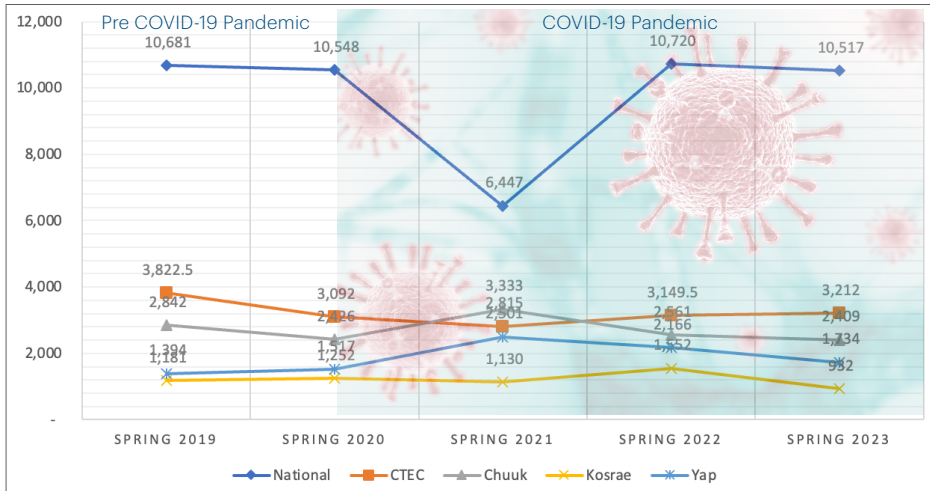
320-2480 extension 198 (National Campus), 320-1065 (CTEC), 330-2689 (Chuuk Campus), 370-3191 (Kosrae Campus) or 350-2296 (Yap Campus)

STATISTICS: COUNSELING SERVICES

December 2022 to March 15, 2023

Services	National	CTEC	Kosrae	Chuuk	Yap**
Clearance	91	4	0	18	
Financial Aid appeals	13	0	4	4	
Disciplinary	98	8	0	4	
Scholarships	43	1	0	11	
Career Counseling	1	0	0	0	
Personal Counseling	2	0	5	0	
Academic Counseling	11	55	0	81	
Transfer	3	0	0	3	
Others, e.g., referrals	78	76	0	82	
Total	340	144	9	203	

**Data not available as of report

SPRING 2023 ENROLLMENT ... from page 1**EMSS Chart 3.** Spring 2019 to spring 2023: Enrollment in registered credits by campus

The college's registrar also reported that National and Yap Campuses surpassed their spring 2023 enrollment targets in both headcounts and registered credits. National Campus exceeded its spring 2023 enrollment

targets in headcounts and registered credits by 10.37% and 8.38%, respectively; while Yap Campus exceeded its spring enrollment target in headcounts by 20.13%, and in registered credits by 3.83%.

EMSS Table 1. Spring 2023 actual enrollment vs. Spring 2023 enrollment targets¹

Campus	In Headcounts				In Registered Credits			
	Actual	Target	CountDiff	%Diff	Actual	Target	CountDiff	%Diff
National	841	762	79	10.37%	10,517	9,704	813	8.38%
CTEC	272	338	(66)	-19.53%	3,212	3,806	(594)	-15.61%
Chuuk	218	233	(15)	-6.44%	2,409	2,668	(259)	-9.71%
Kosrae	95	125	(30)	-24.00%	932	1,229	(297)	-24.17%
Yap	185	154	31	20.13%	1,734	1,670	64	3.83%
Total	1,611	1,612	(1)	-0.06%	18,804	19,077	(273)	-1.43%

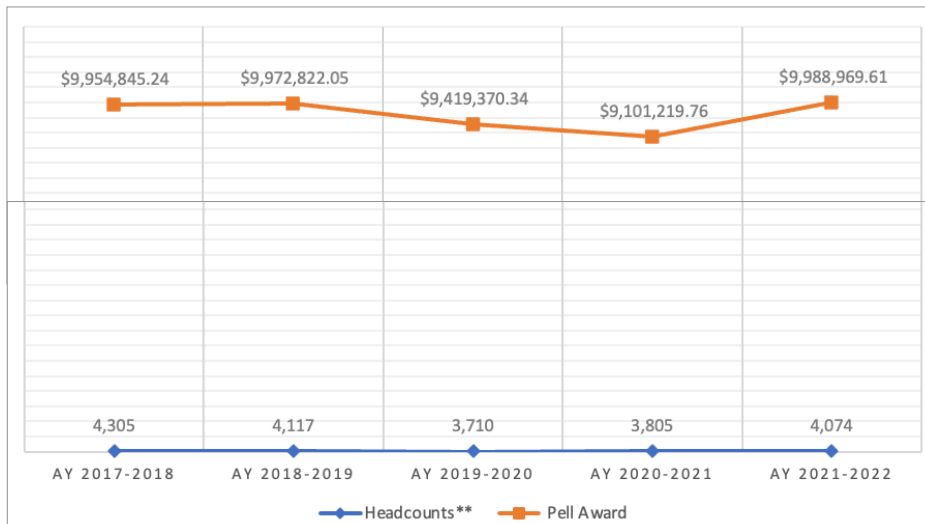
¹The enrollment targets provide the college data on revenue projections which are used to guide annual budget development.

FINANCIAL AID ... from page 1**EMSS Table 2.** Spring 2023 Pell Grant, as of March 20, 2023

Campus	Enrollment (A)	Pell Eligible (B)	B in % of A	Awarded Pell (C)**	C in % of B	Pell Awards in US\$
National	841	676	80%	558	83%	\$ 1,793,868.00
CTEC	272	226	83%	210	93%	650,646.00
Chuuk	218	168	77%	122	73%	364,828.00
Kosrae	95	71	75%	54	76%	148,254.00
Yap	185	175	95%	96	55%	252,529.00
Total	1,611	1,316	82%	1,040	79%	\$ 3,210,125.00

For academic year 2021-2022, which covered fall 2021, spring 2022, and summer 2022, FAO awarded \$9,988,969.61 Pell Grant to 4,074

uplicated students. Chart below shows the number of Pell recipients and Pell Grant awarded from AY 2017-2018 to AY 2021-2022.

EMSS Chart 4. AY 2018-2019 to AY 2021-2022: Pell recipients and Pell Grant awarded

**Duplicated students

Continued to page 3

**UPDATES STUDENT LIFE**

Co- and extra-curricular activities, sports & recreational activities, student leadership and development, others

TALENT SEARCH PROGRAM (TSP) CAMPUS TOUR
FEBRUARY 17 & 20, 2023, AND MARCH 25, 2023**FOUNDING DAY GAMES**

Volleyball for Women: Career & Technical Education Center

**SPRING 2023 WELCOMING PARTY**

February 3, 2023

**RESIDENCE HALLS ORGANIZATION: GENERAL CLEAN-UP DAY**

February 4, 2023



FINANCIAL AID ... from page 2**SEG AND SEG WORK-STUDY PROGRAM**

111 SEG-eligible students enrolled last fall 2022 received \$110,684.90 financial assistance from the Supplemental Education Grant (SEG); while 344 students who had enrolled in the SEG Work-Study Program last fall 2022 received \$126,628.25 financial assistance from the program.

FAO further reported that as of March 20, 2023, that 371 students had enrolled in the SEG Work-Study Program this spring 2023 semester, and they were awarded \$46,556.50 financial assistance from the program.

FSM NATIONAL & STATE SCHOLARSHIPS, INCLUDING CFSM SUBSIDY

Last fall 2022, 130 students received \$111,750.00 financial assistance from the FSM National and State Scholarships.

As of March 20, 2023, 79 students enrolled this spring 2023 received \$78,220.00 financial assistance from the FSM National Scholarship and subsidy from the Congress of the FSM (CFSM).

**COLLEGE ADMINISTERS COMET FOR SUMMER AND FALL 2023 ADMISSIONS**

77% OF THE 938 SENIORS ARE PLACED INTO THE COLLEGE'S DEGREE, ACE AND CERTIFICATE PROGRAMS; 23% NON-ADMIT

The college administered the COM-FSM Entrance Test (COMET) for summer and fall 2023 admission to high school seniors and other students last January 31, to February 28, 2023.

According to the college's registrar, "A total of 1,243 students took the COMET with only seniors from the three high schools (Moch, Mortlocks,

WE CARE STUDENT AID & LAPTOP STUDENT CARE FOR SPRING 2023

248 students enrolled this spring 2023 received \$378,003.10 financial aid from the college's We Care Student Aid under the US Coronavirus (COVID-19) emergency grants for postsecondary education: Higher Education Emergency Relief Fund (HEERF II & III).

The college provides support to students facing financial hardships due to the COVID-19 Pandemic through supplemental financial assistance from HEERF-Institutional Portion to cover their outstanding (or unpaid) tuition and matriculation fees, including on-campus room and board fees after all federal grants and national and state scholarships are applied.

60 students also received free laptops from the COM-FSM Laptop Student Care. Funded under the college's HEERF-Institutional Portion, the college provides free laptops to eligible students so they're able to participate in the learning process while attending the college.

and Weipat) in Chuuk State left to take the college's entrance test. Two high schools in Yap: Neighboring Island Community High School (NICHs) and Yap Seventh Day Adventist School are temporarily affected by the COVID-19 pandemic. NICHs is currently closed, and Yap SDA School has only two seniors."



Of the 938 seniors, 369 (or 39%) are placed into degree programs; 144 (or 15%) into Achieving College's Excellence (ACE); and 213 (or 23%) into

certificate programs. 212 seniors (or 23%) are non-admit. Table below shows the distribution by admission/non-admission and state.

EMSS Table 3. Spring 2023 COMET: Admission and Non-Admission by State

State	Degree		ACE		Cert		Non-Admit		Total N
	Count	% of N	Count	% of N	Count	% of N	Count	% of N	
Chuuk	54	21%	16	6%	60	23%	128	50%	258
Kosrae	41	37%	20	18%	31	28%	18	16%	110
Pohnpei	224	50%	80	18%	88	20%	52	12%	444
Yap	50	40%	28	22%	34	27%	14	11%	126
Total	369	39%	144	15%	213	23%	212	23%	938

**COMMUNITY SERVICE**

March 3, 2023

**MOVIE NIGHT**

March 4, 2023

**COM-FSM ANNUAL FUN WALK**

March 11, 2023

**COLLEGE GRADUATED 159 STUDENTS LAST FALL 2022**

The Office of Admissions, Records and Retention (OARR) reported that the college graduated 159 students last fall 2022. A total of 159 degrees and certificates were conferred to students who successfully finished the requirements for fall 2022 semester.

A total of 97 graduates from the National Campus, 24 from CTEC), 19 from Chuuk Campus, 14 from Yap Campus, and five from Kosrae Campus.